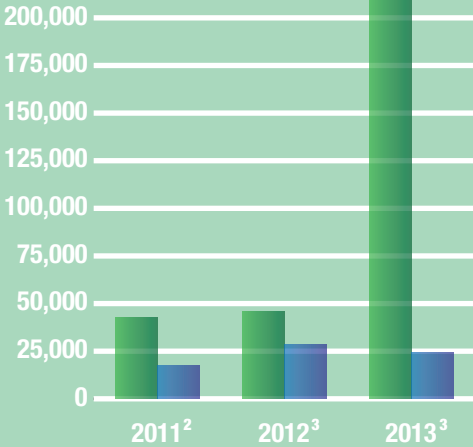


### Arrests per lethal use of force

■ Border Patrol arrests per fatal UOF<sup>1</sup>  
■ Law enforcement arrests per fatal UOF



# Get the facts

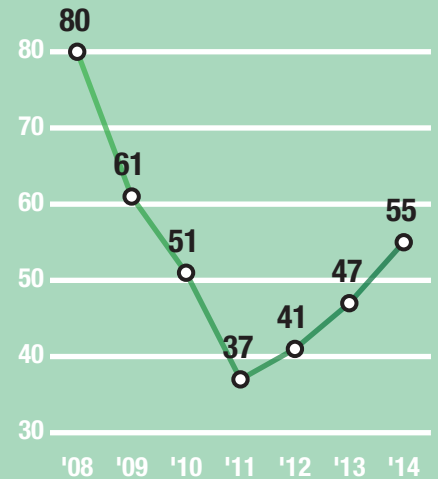
# 1

Number of agents assaulted daily, on average, in 2014

Source: CBP



BP arrests per hour, on average, since 2008

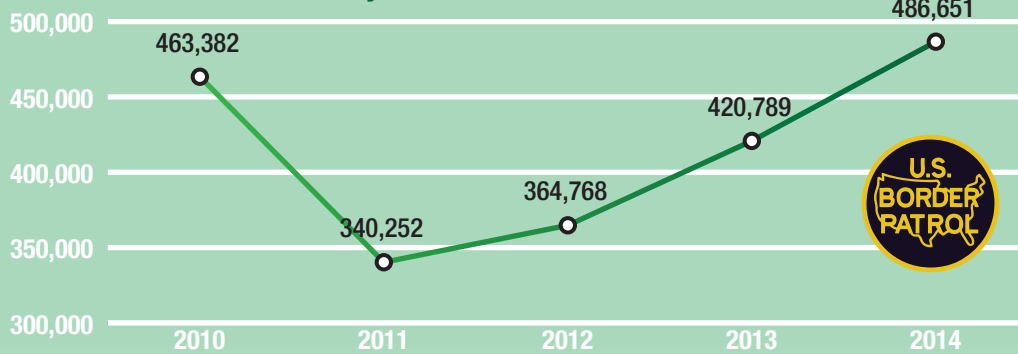


# 373

Assaults on Border Patrol agents in 2014



### BP arrests in recent years



# 6,510,579

Total BP arrests since 2005

# .00069%

Percentage of arrests (45) that resulted in fatal UOF

# 7x ↓

In 2013, lethal use of force by the Border Patrol per arrest was seven times lower than lethal UOF per arrest by law enforcement nationally.

### Sources

There is no official national database of fatal use-of-force by law enforcement agencies.

#### Our sources for BP lethal use of force

**1** Custom and Border Protection, media accounts, court and police documents, Arizona Republic research.

#### Sources for lethal use of force by law enforcement nationwide

**2** 2011: Jim Fisher's database of police-involved shootings, which documented deaths day-by-day, using news reports. His database is widely cited as the best available for 2011.

**3** 2012-13: FBI's Uniform Crime Reporting program, which records "justifiable homicides" reported by law enforcement agencies. It is incomplete because some jurisdictions, including the entire state of New York, do not report numbers to the FBI.

How we did the math: In 2011, for example, there were 607 fatal uses of force by law enforcement nationally. During the same year, according to the FBI, there were 12,408,899 total arrests. That works out to one fatal use of force per 20,443 arrests.